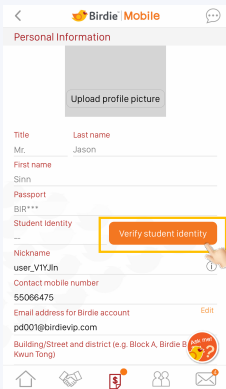
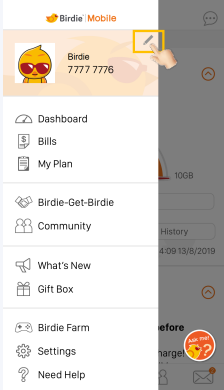


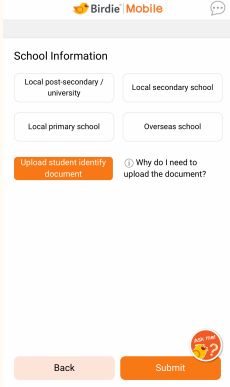
If you are a student at the age of 11-25 and hold a valid student identity document, you can change your plan to Birdie Mobile student plan! !

> > Existing Birdie Subscribers

- 1 Open the Birdie Mobile App installed on your mobile phone, go to "Personal Information". Then click "Verify student identity"



- 2 Provide your school name (applicable to local university/post-secondary school students and secondary school students) and upload a soft copy of your student identity document. Then click "Submit"



- 3 You can change your plan to student plan after successfully submitted your information!

